



RIVA RACING

PERFORMANCE PRODUCTS & ACCESSORIES

VX Power Filter Kit

PART# RY13030

APPLICATION(S): VX110 & VX110 Deluxe

- INSTALLATION INSTRUCTIONS -

**** Read installation instructions entirely before beginning. ****

1. Remove breather hose from connecting joint for throttle body. Remove connecting joint and discard. (see illustration #1) **NOTE: Retain OE clamp.**
2. Remove the four bolts (two at each side) securing air box to hull. (see illustration #2) Remove top half of air box by removing the six Phillips-head screws. (see illustration #3) Remove bottom half of air box from hull.
3. Install supplied lord mount onto stud for seat retainer bracket. (see illustration #4) **NOTE: Apply blue Loc-tite to threads for bracket; not lord mount.**
4. Loosely install OE clamp onto silicone coupler on supplied air tube. Install air tube onto throttle body and lord mount. Secure to lord mount using OE brass nut and washer. (see illustration #5) **NOTE: Do not over tighten nut.**
5. Secure coupler to throttle body using OE hose clamp. Install breather hose onto air tube fitting. (see illustration #6) **NOTE: Do not over tighten clamp.**

Remember, the water belongs to everyone. Please ride responsibly!

Technical Support

For answers to questions regarding installation or trouble shooting RIVA Performance Products contact:
RIVA Technical Support directly at (954) 247-0705 or by e-mail at tech_support@rivamotorsports.com

Limited Warranty

RIVA Power Filter Kits carry a 1-year limited warranty to the original purchaser. They are warranted to be free of defects in materials and workmanship under normal use and service. Customer modified components will be void of warranty. This warranty is limited to defects in the primary components only. Finish and/or wear marks in or on primary components are not covered under this warranty.

RIVA Racing's liability is expressly limited to the repair or replacement of the components contained within or associated with this kit. RIVA Racing agrees to repair or at RIVA's option, replace any defective unit without charge, if product is returned to RIVA Racing freight prepaid within the warranty period. Any equipment returned which, in RIVA's opinion, has been subjected to misuse, abuse, overheating or accident shall not be covered by this warranty.

RIVA Racing shall have no liability for special, incidental or consequential damages or injury to persons or property from any cause arising from the sale, installation or use of this product.

No other warranty, express or implied, including, but not limited to the implied warranties of merchantability and fitness for a particular purpose, applies. Various states do not allow for the limitation of incidental or consequential damages and therefore the above exclusion or limitation may not apply to you.

Warranty does not include the expenses related to freight or transportation of parts or compensation for any inconvenience or loss of use while being repaired. A copy of the original invoice must accompany all warranty claims.

Warranted replacement parts will be returned freight collect.

- INSTALLATION IMAGES -




Illustration 1




Illustration 2




Illustration 3




Illustration 4




Illustration 5




Illustration 6