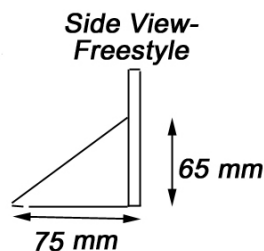
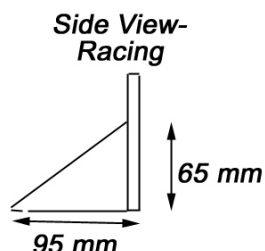
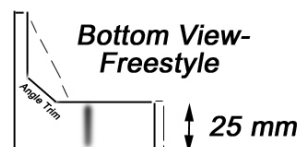
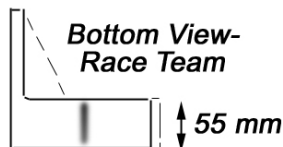




SUPERJET REAR HULL EXTENSIONS

PART # RY2701

INSTALLATION INSTRUCTIONS



NOTE- RIVA SuperJet Rear Hull Extensions are supplied with oversize length to allow for "trimmable" ride adjustment after installation.

1. After checking fit, rough up all mating surfaces with 36 Grit sandpaper or grinding disc. Using a quality two-part epoxy adhesive (available from West System, System Three, DuraMix, Fusor, Plexus, 3M, Marine Tex etc...), apply adhesive to both mating surfaces and place in position. (Be sure to use a liberal amount of material). Applying continuous pressure during the curing time will assure a good bond. Screws (**picture below**), rivets, and/or creative use of duct tape will help keep your extensions in place until cured. (Note: you will have to hole saw or die grind out the rear exhaust and or scupper outlets on applicable equipped stand-ups. Use of the stock 750 exhaust "flap" is not recommended)
2. Finish sand all exposed edges and excess fiberglass. Fair in bonding seams w/ body filler or 2 part epoxy. If you are really picky you can then back out the install screws, fill the holes, and primer/paint the complete install area.

Tips on what kind of fiberglass resin/material to use:

Bottom deck (hull) is constructed of SMC. When reinforcing, use Epoxy on both surfaces. You can use an SMC-based polyester or EPOXY-based resin, however, the bond and flexibility, along with the ease of use, is not as good as the aforementioned SMC resin. **DO NOT** use an over the counter department store Polyester Resin.

IMPORTANT: Technical Support

For answers to questions regarding assembly or trouble shooting Riva Yamaha Performance Products contact:
Riva Yamaha Tech Line at (954) 247-0705, online at tech_support@rivayamaha.com or you're local Yamaha Dealer.

Riva Yamaha SuperJet Rear Hull Extensions carry a limited warranty to the original purchaser. They are warranted to be free of defects in materials and workmanship prior to installation and use. This warranty is limited to defects in the coating and carbon fiber only. Wear marks are not covered under this warranty.

Riva Yamaha's liability is expressly limited to the repair or replacement of the SuperJet Rear Hull Extensions. Riva Yamaha agrees to repair or at Riva Yamaha's option, replace any defective unit without charge, if product is returned to Riva Yamaha freight prepaid within the warranty period accompanied by original invoice. Any equipment returned which, in Riva Yamaha's opinion, has been subjected to misuse, abuse, or accident shall not be covered by this warranty.

Riva Yamaha shall have no liability for special, incidental or consequential damages or injury to persons or property from any cause arising from the sale, installation or use of this product.

No other warranty, express or implied, including, but not limited to the implied warranties of merchantability and fitness for a particular purpose, applies. Various states do not allow for the limitation of incidental or consequential damages and therefore the above exclusion or limitation may not apply to you.

Warranty does not include the expenses related to freight or transportation of parts or compensation for any inconvenience or loss of use while being repaired. A copy of the original invoice must accompany all warranty claims.

Warranted replacement parts will be returned freight collect.

Remember the water belongs to everyone! Please ride responsibly!