



RIVA RACING

PERFORMANCE PRODUCTS & ACCESSORIES

Pro-Series Cylinder Head Gaskets

- Follow manufacturer's recommended motor disassembly and assembly recommendations.
- Dry installation is recommended.
- Take the following steps to ensure proper seal:
 - Inspect gasket mating surfaces. They must be smooth 50RA or finer.
 - Inspect for proper rivet clearance, coolant hole and embossment alignments (see below).

Technical Support

For answers to questions regarding installation or trouble shooting RIVA Performance Products contact: RIVA Technical Support directly at (954) 247-0705 or by e-mail at tech_support@rivamotorsports.com.

Warranty Disclaimer


Due to the nature of performance applications, this product is sold without any express warranty or any implied warranty of merchantability or fitness or a particular purpose. RIVA Racing shall not, under any circumstances, be liable for any special, incidental or consequential damages, including, person, party or property, but not limited to, damage, or loss of property or equipment, loss of profits or revenue, cost of purchased or replacement goods, or claims of customers of the purchase, which may arise and/or result from sale, installation or use of these parts. Installation of this part will void the motor manufacturer's warranty coverage.

CORRECT

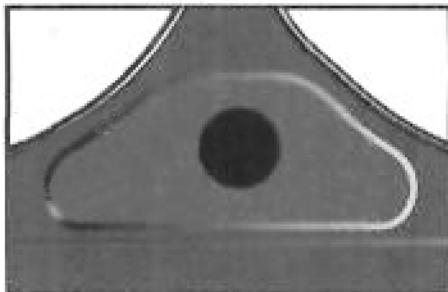


All rivets must clear deck and/or head surface.

INCORRECT




CORRECT

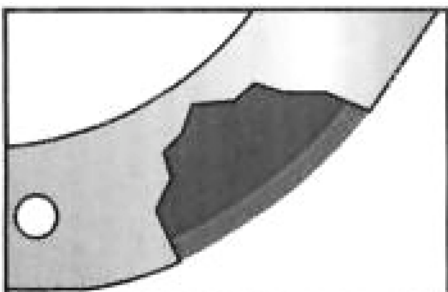


All holes must be contained by an embossment.

INCORRECT



CORRECT



Embossment can not protrude outside of deck and/or head surface.

INCORRECT

